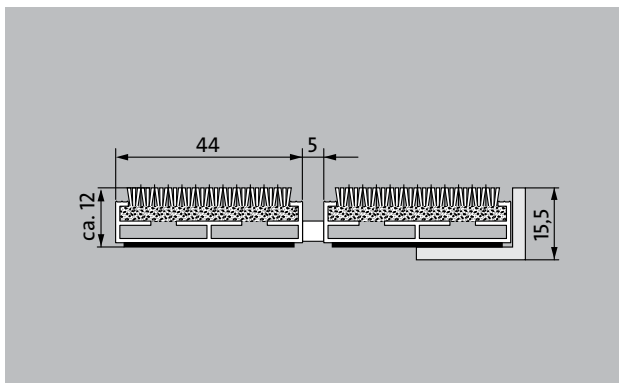



# Model 512 PL Maximus Image



The extra-wide premium entrance mat with the Maximus Image insert for single-colour printing of individual colour preferences is the number-one choice for environments that call for a unique design and exceptional reduction of fine dirt. Optimally designed for buildings exposed to average to heavy footfall.

- 1
- 2
- 3 Indoor and outdoor (covered, Zone 1+2)

### Description

Rollable and hard-wearing premium entrance mat with extra-wide profile bars and performance insert for supported installation options. Suitable for single-colour printing of individual colour preferences. Customisable widths and walking depths available without a compensation profile. Available in any geometric shape.



Indoor and outdoor (covered, Zone 1+2)



Street dust, hair, sand, ash, textile fibres, small leaves and twigs, etc.



Damp street dust, damp sand deposits, dust, etc.



R 12 slip resistance as per DIN 51130



5 years guarantee



































Bfl-s1



Property suitable inlay 33

# Model 512 PL Maximus Image

Colours

							
I10 Lemon	I20 Yellow	I30 Yellow/ orange	I40 Orange	I50 Terracotta	I60 Red	I70 Oxide red	I80 Bordeaux
							
I90 Light red	I100 Cherry	I110 Purple	I120 Lilac	I130 Grape	I140 Magenta	I150 Peach	I160 Royal blue
							
I170 Light blue	I180 Petrol blue	I190 Emerald green	I200 Marine blue	I210 Dark green	I220 Mint	I230 Leaf green	I240 Reed green
							
I250 Green	I260 Brown	I270 Graphite	I280 Steel blue	I290 Light blue	I300 Silver	I310 Fawn brown	I320 Sand
							
I330 Chestnut	I340 Grey beige	I350 Blue grey	I360 Light grey	I370 Grey	I380 Dark grey	I390 Black	I400 White*
							
I410 Steel grey	I420 Gold	I430 Salmon pink	I440 Light green	I450 Sunset			

## Model 512 PL Maximus Image

<b>Approx. height (mm)</b>	12
<b>Note on height</b>	The insert can actually be approx. 2-3 mm higher due to the wear layer.
<b>Roll-over and drive-over capability:</b>	Prams Sack-/hand truck Wheelchairs
<b>Standard profile clearance approx. (mm)</b>	5 mm, rubber spacers
<b>Revolving door drives</b>	Our mats with a profile spacing of 3mm in accordance with DIN EN 16005 are available for revolving door drives.
<b>Connection</b>	Plastic-coated steel cable
<b>Profile width (mm)</b>	44
<b>Weight (kg/m<sup>2</sup>)</b>	08,9
<b>Mat division as per factory standards</b>	From a profile length of 3000 mm or a maximum mat weight of 25 kg. For profile lengths above 2300 mm, a surcharge is applicable. Mat divisions/splits possible at customer's request.
<b>Support chassis</b>	Made using aluminium with sound absorbing insulation on the underside
<b>Support chassis colour</b>	Anodised colours for an additional charge: EV3 gold, C33 mid-bronze, C35 black or C31 stainless steel
<b>Tread surface</b>	The Maximus Image insert is suitable for single-colour printing in a personally chosen colour.
<b>Slip resistance</b>	R 12 slip resistance as per DIN 51130
<b>Flammability</b>	Fire classification for the complete mat system Bfl-s1 in accordance with EN 13501
<b>Pile material</b>	100% PA 6.6 (polyamide)
<b>Use classification EN1307</b>	Property suitable inlay 33
<b>Colour fastness to artificial light ISO 105-B02</b>	good 5-6
<b>Colour fastness to rubbing ISO 105 X12</b>	good 5
<b>Colour fastness to water ISO 105 E01</b>	good 5
<b>Bacterial reduction EHEC ASTM-e2149</b>	29,4 %
<b>Bacterial reduction staphylococcus aureus ASTM-e2149</b>	16,7 %
<b>Bacterial reduction klebsiella pneumoniae ASTM-e2149</b>	48,2 %

[www.emco.com/en/warranty-conditions/](http://www.emco.com/en/warranty-conditions/)

Subject to technical modifications/Colours may deviate due to production processes

Accessories
emco installation frame 500: 500-15 AL Aluminium
emco installation frame 500: 500-15 CN Chrome-nickel steel (V2A)
emco ramp edge: A12 Aluminium
emco cover strip: C12 Chrome-nickel steel (V2A)
emco INOX®: LINEO 12 Chrome-nickel steel (V2A)
emco dirt collection well: 5512AL Aluminium
emco dirt collection well: 5512CN Chrome-nickel steel (V2A)
Rubber underlay 1 mm: GU 1
Rubber underlay 3 mm: GU 3
Rubber underlay 5 mm: GU 5
Mat joining brackets: MV Supplied as standard with mats in several parts

Suitable for:
Retirement homes and Care-/Nursery Homes
medical practice
Family home
Apartment building
Sports hall

Insert certified to TÜV PROFiCERT- product interior (Standard)
French VOC regulation
LEED v4 (outside North America)
BREEAM Exemplary Level
Belgian VOC regulation
AgBB (Committee for Health-related Evaluation of Building Products)
MVV TB Appendix 8, 9 / ABG

Service and services
Construction site advice
Dimensioning
Measured using laser measuring device on site.
Installation service
Fitting and installation service
Repairs
The product can be disposed of or recycled in an environmentally friendly way.